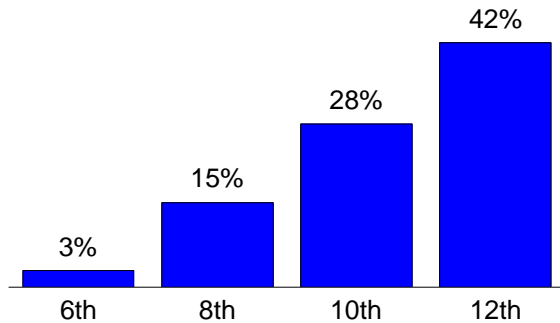


Are OUR children using alcohol?

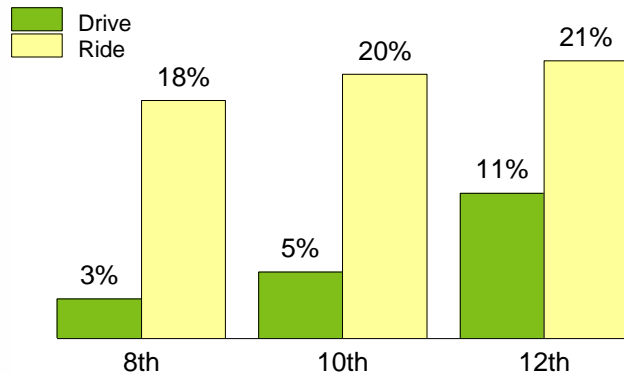
...recently?

Students who report having a drink in the past month



...while driving?

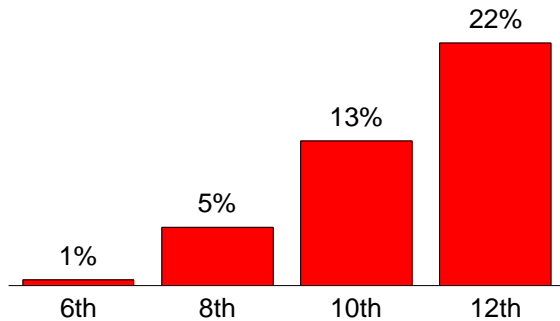
Students who report drinking and driving OR riding with a driver who had been drinking



Note: Not collected from 6th Graders

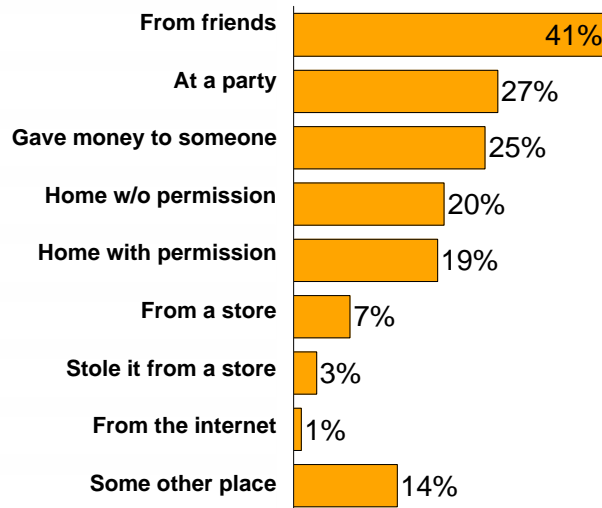
...frequently?

Students who report drinking on 3 or more days in the past month



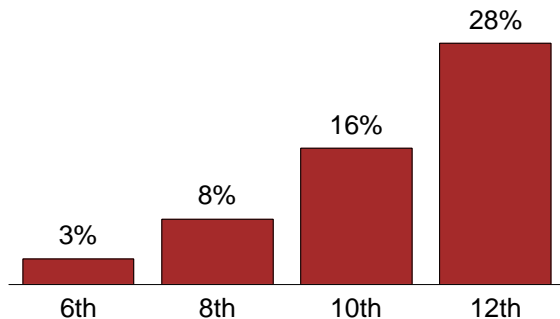
How do students get alcohol ?

Here's where 798 8th - 12th graders in the county sample obtained alcohol:



...heavily?

Students who report drinking heavily (5 or more drinks in a row) at least once in the past two weeks.



Survey results from statewide 2008 Healthy Youth Survey. ¹

surveyed in county sample:

6th - 1,831, 8th - 2,492, 10th - 2,181, 12th - 1,761

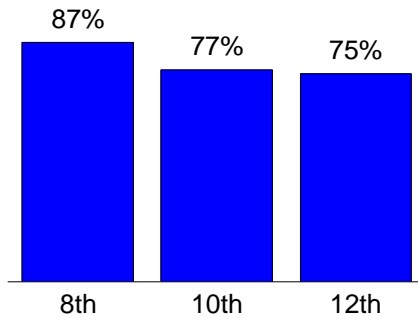


Washington State Coalition
to Reduce Underage Drinking

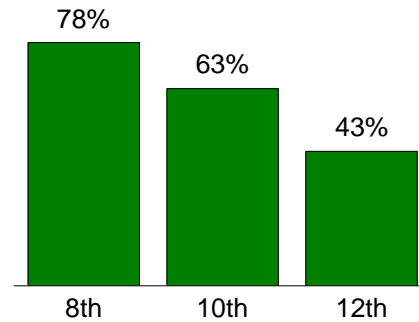
¹For more results from the 2008 Healthy Youth Survey, please visit www.AskHYS.net

Parents: Here's what Kitsap County kids are saying:

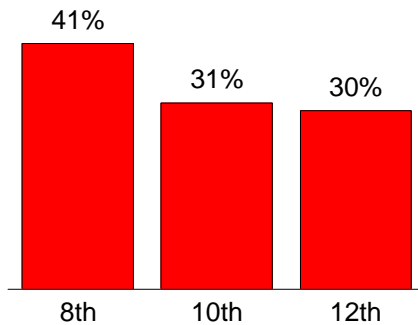
My parents have clear rules about alcohol use.



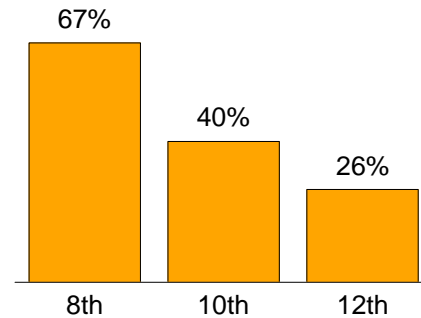
My parents think it is very wrong for me to drink regularly.



My parents have talked to me about alcohol more than once in the past year. (Not including talks about drinking and driving).



My parents would catch me if I drank alcohol.



Great job, parents !

Most kids (75% or more) know you have clear rules about alcohol use.

Keep track of your kids throughout high school.

The percent of kids who think you would catch them if they drank alcohol dropped from 67% in 8th grade to 26% in 12th grade.

*Questions about parental attitudes were included at the discretion of the school districts. Results may not reflect a representative sample of all students in the community.

Good News:

Parents are the #1 influence on their kids. Kids want to keep your trust.

Start the conversation. Continue the conversation. Visit us at: www.StartTalkingNow.org

