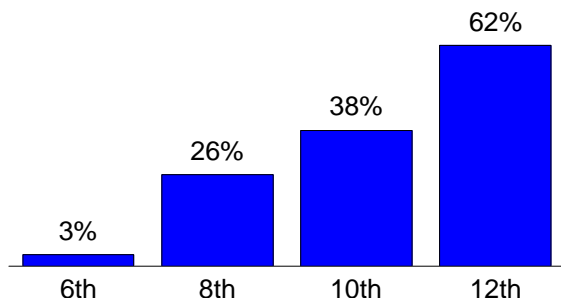


## Are OUR children using alcohol?

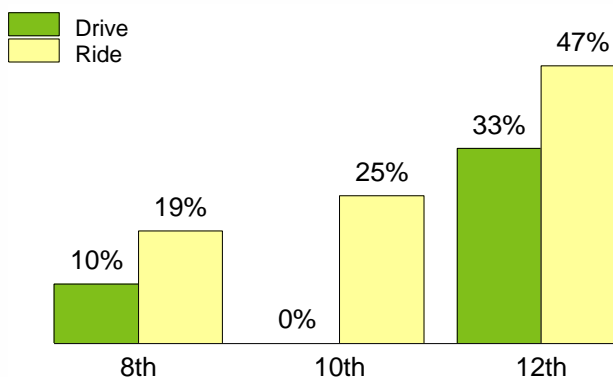
### ...recently?

Students who report having a drink in the past month



### ...while driving?

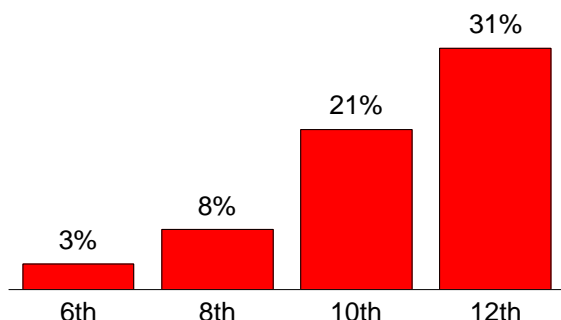
Students who report drinking and driving OR riding with a driver who had been drinking



Note: Not collected from 6th Graders

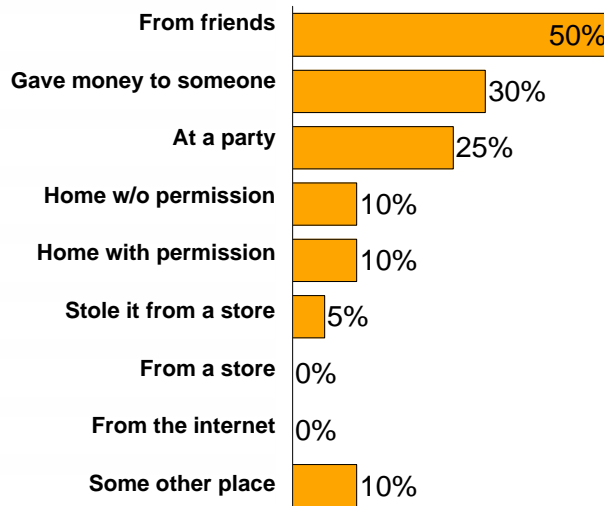
### ...frequently?

Students who report drinking on 3 or more days in the past month



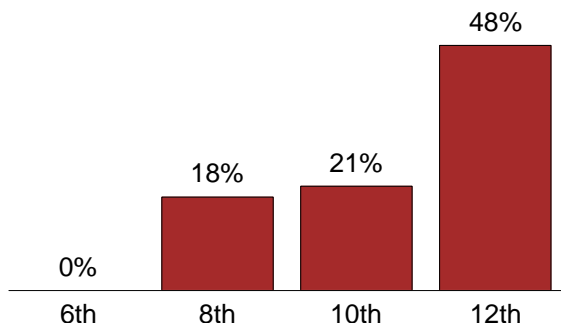
### How do students get alcohol ?

Here's where 20 8th - 12th graders in the county sample obtained alcohol:



### ...heavily?

Students who report drinking heavily (5 or more drinks in a row) at least once in the past two weeks.



Survey results from statewide 2008 Healthy Youth Survey. <sup>1</sup>

# surveyed in county sample:

6th - 32, 8th - 40, 10th - 34, 12th - 30

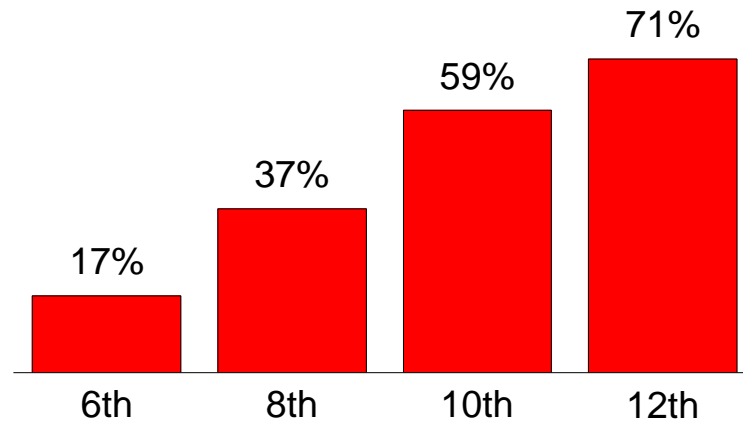


Washington State Coalition  
to Reduce Underage Drinking

<sup>1</sup>For more results from the 2008 Healthy Youth Survey, please visit [www.AskHYS.net](http://www.AskHYS.net)

## How strong are barriers to drinking in Washington State?

Percent of students who think it is easy to get alcohol when they want.



### Why do these numbers matter?

Studies show that:

- When teens even **think** it's easy to get alcohol they're more likely to drink more and to drink more often.
- Kids who have easy access to alcohol tend to assume that adults expect that they will drink.
- The more alcohol they can actually get their hands on, the more likely they are to drink.
- Easy access also leads to heavier teen drinking.

Communities can:

- Make alcohol harder to get.
- Convince youth that it's **not OK** to drink.
- Let adults know that their community **does not think it's OK** to provide alcohol to youth.

For information on how you and others in your community can reduce access to alcohol and change community attitudes about underage drinking, visit [www.StartTalkingNow.org](http://www.StartTalkingNow.org)

